

## BOOKING YOUR APPOINTMENT WITH THE UNIFORM SHOP ONLINE


Fahan School is using an online booking system to streamline the booking process for appointments. Please follow the steps below to book your appointment.

- **Appointment with Uniform Shop** (existing families with siblings need only book one appointment)  
Appointments are available from 29 January to 2 February 2024.

*The Uniform Shop is also open during School Term time on Tuesdays from 8:30am – 4:00pm and Thursdays from 11:30am – 4:00pm up to 30 November 2023. For an appointment during these times, please email [uniformshop@fahan.tas.edu.au](mailto:uniformshop@fahan.tas.edu.au)*

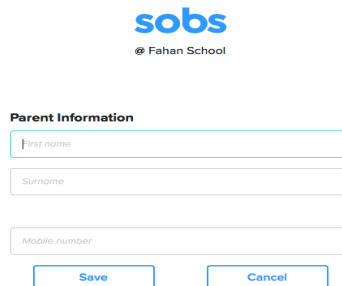
1. Go to <https://sobs.com.au/pt3/parent.php?schoolid=688>

2. You will need to register yourself by entering your email address, then select **Next**



The screenshot shows the 'sobs' logo with '@ Fahan School' below it. Below the logo is a text input field with the placeholder text 'Enter your email address'. Below the input field is a blue button labeled 'Next'.

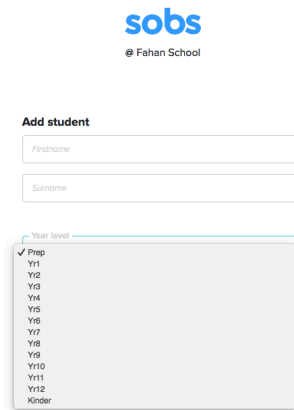
3. Enter your Name and Contact number, then select **Next**



The screenshot shows the 'sobs' logo with '@ Fahan School' below it. Below the logo is the heading 'Parent Information'. There are three text input fields: 'First name', 'Surname', and 'Mobile number'. Below the 'Mobile number' field are two blue buttons: 'Save' and 'Cancel'.

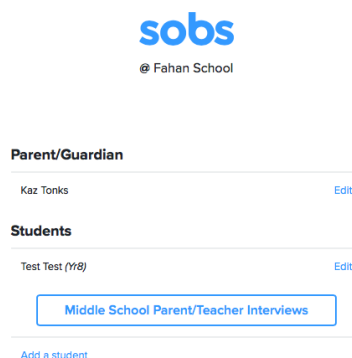
4. Enter your child's name and select their **year level for 2024**, then select **Next**

5. Add more children at this point if you need to book appointments for more than one student



The screenshot shows the 'sobs' logo with '@ Fahan School' below it. Below the logo is the heading 'Add student'. There are two text input fields: 'Firstname' and 'Surname'. Below these fields is a dropdown menu for 'Year level'. The dropdown menu is open, showing a list of year levels: Prep (checked), Yr1, Yr2, Yr3, Yr4, Yr5, Yr6, Yr7, Yr8, Yr9, Yr10, Yr11, Yr12, and Kinder.

6. Once all children have been entered, please click on the appropriate box for the appointment, then select the time for the meeting.



The screenshot shows the 'sobs' logo with '@ Fahan School' below it. Below the logo is the heading 'Parent/Guardian'. There is a text input field with 'Kaz Tonks' and a blue 'Edit' button to its right. Below this is the heading 'Students'. There is a text input field with 'Test Test (Yr8)' and a blue 'Edit' button to its right. Below these fields is a blue button labeled 'Middle School Parent/Teacher Interviews'. At the bottom left, there is a blue link labeled 'Add a student'.